



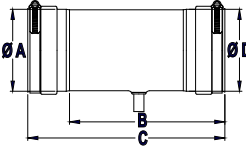
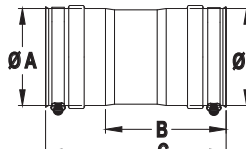
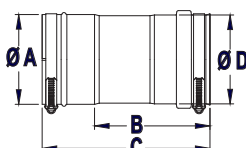
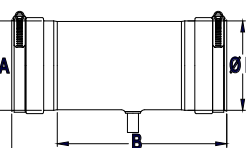
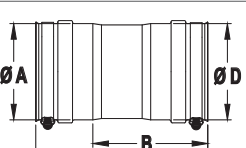
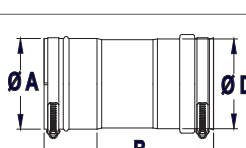
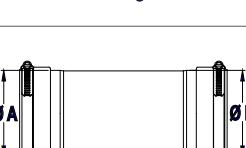
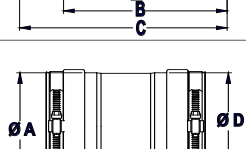
NovaVENT®
Dimensional Data
Appliance Adaptors

NovaVENT® Appliance Adaptors	Pages
Female to NovaVENT® Female Adaptors	1
Male to NovaVENT® Female Adaptors	2

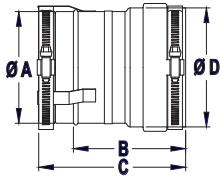
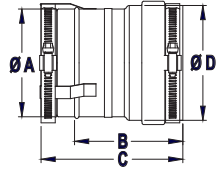
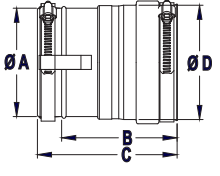
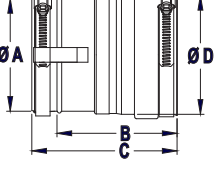
NOTES:

- Information subject to change without notice.
- Consult appliance manufacturer for additional information regarding NovaVENT® approvals of vent and or air for U.S. and or Canada.
- Support vent and air piping within 1ft of appliance adaptors to avoid applying weight to these connections.
- Install carbon monoxide detector and alarms in accordance with local codes.
- Z-VENT®, Z-VentBlu® and NovaVent® are all UL1738 & ULC-S636 listed under UL file MH18505 and all utilizes the appropriate Z-VENT® adaptor.
- Contact Z-Flex® U.S. Inc. at (800) 654-5600 if there is any concerns with suggested adaptor, or if you require any additional information.

Appliance Adaptors **NovaVENT®**

IMAGE	PART ID	Type	Inlet "A"	"A" I.D. or O.D.	Length Installed "B"	Length "C"	Outlet ID "D" NovaVENT Female
	2NVBFA3	Female	3	I.D.	7.5	9.5	3
	2NVAFF3	Female	3.02	I.D.	3.5	5.5	3
	2NVHDA3	Female	3.05	I.D.	3.75	5.75	3
	2NVBFA4	Female	4	I.D.	7.75	9.75	4
	2NVAFF4	Female	4.02	I.D.	3.5	5.5	4
	2NVHDA4	Female	4.05	I.D.	3.75	5.75	4
	2NVBFA5	Female	5	I.D.	7.75	9.75	5
	2NVAFF5	Female	5.02	I.D.	4	6	5

NovaVENT® Appliance Adaptors

IMAGE	PART ID	Type	Inlet "A"	"A" I.D. or O.D.	Length Installed "B"	Length "C"	Outlet ID "D" NovaVENT Female
	2NVUHA3	Male	2.8	O.D.	4.00	5.25	3
	2NVUHA4	Male	3.8	O.D.	3.75	5	4
	2NVRHA4	Male	3.83	O.D.	4.13	5	4
	2NVRHA5	Male	4.83	O.D.	3.13	4	5



20 Commerce Park North
Bedford, New Hampshire 03110-6911
tel: 603.669.5136 fax: 603.669.0309

452 Attwell Drive
Etobicoke, ON M9W 5C3
tel: 416.679.0045 fax: 416.679.0051

www.z-flex.com email sales@z-flex.com